

QUICKIE Z500 POWER (EIPZ)

July, 2003

Account Information: _____	Account No.: _____	Drop Ship/Ship To:
Date: _____		Name: _____
P.O.# _____		Address: _____
Buyer: _____		City: _____ State: _____ Zip: _____
Marked For: _____		Phone: (_____) _____

QUICKIE Z-500 FRAMES

QUICKIE Z-500

<input type="checkbox"/>	014FT32	Tilt with Electronics	\$5,995
<input type="checkbox"/>	014FT33	Quickie Z-500 Tilt without Electronics	\$4,400
<input type="checkbox"/>	014FT29	Non-Tilt with Electronics 1.....	\$5,885
<input type="checkbox"/>	014FT30	Z-500 Non-Tilt without Electronics 1.....	\$4,295
<input type="checkbox"/>	014FT27	Z-500 Base Only Non-Tilt with Electronics 2.....	\$5,095
<input type="checkbox"/>	014PW2	Kid Kart Xpress Power Pack Adapter 3,4,5.....	\$700
<input type="checkbox"/>	014FT28	Z-500 Non-Tilt Base Only without Electronics 2.....	\$3,845
<input type="checkbox"/>	014PW2	Kid Kart Xpress Power Pack Adapter 3,4,5.....	\$700

ATTENTION

For XPRESS POWER PAK orders, include both Quickie Z-500 and Kid Kart order forms.

Kid Kart Xpress Order Number: _____

Quickie Z-500 Order Number: _____

Kid Kart Xpress Power Pak utilizes Kid Kart Xpress Seating Shell and Quickie Z-500 Power Base.

Transit Tie Down

<input type="checkbox"/>	014TO1	Transit System 5,6.....	\$200
--------------------------	--------	-------------------------	-------

Frame Color

<input type="checkbox"/>	014C2	Black	NC
<input type="checkbox"/>	014C10	Black Opal	NC
<input type="checkbox"/>	014C1	Blue	NC
<input type="checkbox"/>	014C38	Blue Opal	NC
<input type="checkbox"/>	014C12	Blue Velvet	NC
<input type="checkbox"/>	014C36	Candy Blue	NC
<input type="checkbox"/>	014C35	Candy Red	NC
<input type="checkbox"/>	014C39	Candy Turquoise	NC
<input type="checkbox"/>	014C6	Forest Green	NC
<input type="checkbox"/>	014C4	Midnight Purple	NC
<input type="checkbox"/>	014C37	Orange	NC
<input type="checkbox"/>	014C5	Pearl Pink	NC
<input type="checkbox"/>	014C40	Razzleberry	NC
<input type="checkbox"/>	014C11	Toxic Green	NC
<input type="checkbox"/>	014C8	Yellow	NC

Custom Colors

<input type="checkbox"/>	014C41	Berry Vibrations	\$250
<input type="checkbox"/>	014C20	Graphite	\$250
<input type="checkbox"/>	014C42	Stars and Stripes	\$250
<input type="checkbox"/>	014C43	Mossy Oak Camouflage	\$250

SEATING ⁷

Frame Width

<input type="checkbox"/>	014W3	12"	NC
<input type="checkbox"/>	014W4	13"	NC
<input type="checkbox"/>	014W5	14"	NC
<input type="checkbox"/>	014W6	15"	\$250
<input type="checkbox"/>	014W7	16"	\$250

Seat Frame Depth and Back Post Location (See Diagram on Page 4)

<input type="checkbox"/>	014FD4	13" Frame Depth	NC
<input type="checkbox"/>	014FD5	14" Frame Depth	NC
<input type="checkbox"/>	014FD6	15" Frame Depth	NC
<input type="checkbox"/>	014FD7	16" Frame Depth	NC
<input type="checkbox"/>	014FD8	17" Frame Depth	NC
<input type="checkbox"/>	014FD9	18" Frame Depth	NC

Stroller Handle Back Post

<input type="checkbox"/>	014B3	Low (11"/12")	NC
<input type="checkbox"/>	014B7	Medium (13/14")	NC
<input type="checkbox"/>	014B11	Tall (15"/16")	NC
<input type="checkbox"/>	014BP12	Standard Stroller with Extension 4.....	\$85

Seat Type

<input type="checkbox"/>	014ST16	Solid Seat/Back	\$200
<input type="checkbox"/>	014ST17	Omit Seat Foam	NC
<input type="checkbox"/>	014ST26	Solid Seat/Back Hardware Only	\$80

ARMREST ⁷

Armrest

<input type="checkbox"/>	014AA10	Single Post Height Adjustable Pediatric	NC
<input type="checkbox"/>	014AA9	Single Post Height Adjustable Kids	NC
<input type="checkbox"/>	014AA8	Single Post Height Adjustable Adult	NC
<input type="checkbox"/>	014AA1	Adjustable Locking Flip-up (N/A w/ Armpads)	\$150
<input type="checkbox"/>	014AA14	Omit Armrests	NC

Armpad

<input type="checkbox"/>	014AM1	Desk Length 10" 8.....	NC
<input type="checkbox"/>	014AM2	Full Length 14" 8.....	NC

FOOTREST ⁷

Hanger

<input type="checkbox"/>	014H1	60° Swing-Away	NC
<input type="checkbox"/>	014H2	70° Swing-Away	NC
<input type="checkbox"/>	014H6	90° Swing-Away 9.....	NC
<input type="checkbox"/>	014H23	90° Elevating (12"-16" w) 10,11.....	\$165

FOOTNOTES

- Adjustable fixed seat angles: 12"-14" widths - 0°, 3°, 6°, 9°, and 12°, 15"-16" widths - 3°, 6°, 9°, 12° and 15°.
- Footnotes 1,3 and 4 and 6 through 20 do not apply to Quickie Z-500 Base Only.
- Kid Kart Xpress Z-500 Adapter used to install Kid Kart Xpress Seating Shell to Quickie Z-500 Power Base.
- 26" tall removable stroller handles included in Kid Kart Xpress Z-500 Adapter.
- Transit option included in Kid Kart Xpress Z-500 Adapter.
- 12" Mag Pneumatic not available with transit option.
- Not available with Kid Kart Xpress Z-500 Adapter.
- Not available on adjustable locking flip up.
- Only available with kids angle adjustable, 90° footboard and adult angle adjustable footplates with frame widths over 14" wide.
- Only available with angle adjustable footplates.
- Not available with footrest extension tubes; standard with 2" extensions.

CUSTOMER SERVICE
Phone: (800) 333-4000
Fax: (800) 300-7502

7477 East Dry Creek Parkway ♦ Longmont, CO 80503
To easily calculate your wheelchair specifications and to learn more about the seating options offered by Jay, visit us at www.sunrisemedical.com



Hanger, cont'd

<input type="checkbox"/>	014H24	Articulating (15"-16" w) 1,2	\$275
<input type="checkbox"/>	014H14	Elevating 3	\$165
<input type="checkbox"/>	014H32	Omit Hanger	-\$15

Extension Tube

<input type="checkbox"/>	014E1	Short (13"-15") 4	NC
<input type="checkbox"/>	014E2	Medium (15"-17") 4	NC
<input type="checkbox"/>	014E5	Long (17"-20") 4	NC
<input type="checkbox"/>	014E23	2" Extensions 5	\$27
<input type="checkbox"/>	014E16	High Mount 6	\$55

Foot Plate

<input type="checkbox"/>	014F5	Aluminum 7	NC
<input type="checkbox"/>	014F1	Composite w/ Heel Loops 8	NC
<input type="checkbox"/>	014F3	Adult Angle Adj. w/ Heel Loops 9	\$105
<input type="checkbox"/>	014F4	Kids Angle Adj. w/ Heel Loops	NC
<input type="checkbox"/>	014F62	90° Footboard w/ Leg Strap 8,10	NC
<input type="checkbox"/>	014F48	Platform Flip Up w/ Leg Strap 8	\$125
<input type="checkbox"/>	014F7	Omit Footplate and Extension Tube	-\$15

Footrest Accessories

<input type="checkbox"/>	014A110	Toe Loop 11	\$20
<input type="checkbox"/>	014HL5	Single Leg Strap	\$30
<input type="checkbox"/>	014HL6	Omit Leg Strap	NC

Impact Guard

<input type="checkbox"/>	014IG2	Neoprene 4	\$35
--------------------------	--------	------------	------

ELECTRONICS**Joystick**

<input type="checkbox"/>	014J5	QTRONIX Remote 12,13	NC
<input type="checkbox"/>	014J4	QTRONIX Remote with 1/8 Jacks 12,13,14	\$150

Joystick Mount

<input type="checkbox"/>	014JM1	Fixed Arm Mount 15	NC
<input type="checkbox"/>	014JM2	Swing Away Arm Mount 15	\$235
<input type="checkbox"/>	014JM3	Center Mount Swing Away Arm 15	\$235

Hand Mount

<input type="checkbox"/>	014HM1	Right	NC
<input type="checkbox"/>	014HM2	Left	NC

Height Adjustable Mount

<input type="checkbox"/>		Fixed Mount	NC
<input type="checkbox"/>		Adjustable Mount	\$95

Joystick Handle

<input type="checkbox"/>	014JH5	Stick	NC
<input type="checkbox"/>	014JH4	T-Handle	\$75
<input type="checkbox"/>	014JH3	Ball	\$75
<input type="checkbox"/>	014JH2	Foam Ball	\$75

Specialty Input Interface Unit 15

Qtronix- Universal Specialty Control Interface and Display Module (USCM)

<input type="checkbox"/>	014AI2	USCM Left Mount 16,17	\$895
<input type="checkbox"/>	014AI1	USCM Right Mount 16,17	\$895
<input type="checkbox"/>	014AI4	USCM and Omit Mount	\$870

Single Switches 18

<input type="checkbox"/>	014SW1	Buddy Button	\$55
<input type="checkbox"/>	014SW2	Disc	\$120
<input type="checkbox"/>	014SW3	Grasp	\$140
<input type="checkbox"/>	014SW4	Micro Light	\$75
<input type="checkbox"/>	014SW5	Plate	\$80
<input type="checkbox"/>	014SW6	Ribbon	\$45
<input type="checkbox"/>	014SW7	Soft	\$95
<input type="checkbox"/>	014SW8	Treadle	\$60
<input type="checkbox"/>	014SW9	Wobble	\$200

Specialty Input Device 15,19

<input type="checkbox"/>	014ID5	Breath Control 20	\$500
--------------------------	--------	-------------------	-------

Specialty Input Device, cont'd

<input type="checkbox"/>	014ID6	CA-5 Interface Box	\$150
<input type="checkbox"/>	014ID7	Chin Control Bib Mount 20	\$880
<input type="checkbox"/>	014ID8	Chin Control Swing Away Mount 20	\$780
<input type="checkbox"/>	014ID9	Mini Proportional Joystick 20	\$780
<input type="checkbox"/>	014ID10	Penta Switch	\$200
<input type="checkbox"/>	014ID12	Proportional Head Control 20	\$1,695
<input type="checkbox"/>	014ID14	Proximity Head Array Pediatric	\$2,800
<input type="checkbox"/>	014ID13	Proximity Head Array Adult	\$2,800
<input type="checkbox"/>	014ID15	Star Board	\$300
<input type="checkbox"/>	014ID16	Switched Joystick 20	\$395
<input type="checkbox"/>	014ID17	Tri-Switch Head Array 20	\$495
<input type="checkbox"/>	014ID18	Wafer Board	\$275
<input type="checkbox"/>	014ID1	0-tch 5 Switch with Tray 12"-13"	\$2,995
<input type="checkbox"/>	014ID2	0-tch 5 Switch with Tray 14"-16"	\$2,995
<input type="checkbox"/>	014ID24	0-Touch 5 Switch	\$2,495
<input type="checkbox"/>	014ID23	0-Touch 4 Switch	\$2,295
<input type="checkbox"/>	014ID22	0-Touch 1 Switch	\$350

Battery Charger

<input type="checkbox"/>		5 Amp Charger	NC
<input type="checkbox"/>		8 Amp Charger	\$85
<input type="checkbox"/>	014BJ3	Omit Battery Charger	-\$40

Alternate Charger Port

<input type="checkbox"/>	014PO2	Left Side Mount	\$250
<input type="checkbox"/>	014PO1	Right Side Mount	\$250

DRIVE WHEEL**Drive Wheel**

<input type="checkbox"/>	014DW17	Pneumatic Tire 21	NC
<input type="checkbox"/>	014DW18	Pneumatic with Insert	\$220

Wheel Lock

<input type="checkbox"/>	014WL1	High Mount Push 22	NC
<input type="checkbox"/>	014WL2	High Mount Pull	NC
<input type="checkbox"/>	014WL12	Do not Mount	NC
<input type="checkbox"/>	014WL10	Omit	NC

FOOTNOTES

1. Not available with short footrest extension tubes.
2. Only available with pull-to-lock wheel locks.
3. Only available with aluminum footplates and adult angle adjustable.
4. Not available with 90° hangers and 90° elevating legrest.
5. Only available on 90° hangers and 90° elevating leg rests.
6. Only available with kids angle adjustable footplates.
7. Only available with elevating hangers.
8. Not available with elevating legrests.
9. Available on 14"-16" frame widths.
10. Not available with 70°V hangers.
11. Available with adult angle adjustable footplates only.
12. Joystick is removable and mounted to front center of Xpress shell. May be positioned for left hand or right hand use.
13. Joystick does not use standard mounts.
14. Two single switches required to operate both the on/off and mode select functions.
15. Not available with Kid Kart Xpress Z-500 Adapter.
16. Use in place of Integral or Remote joystick.
17. Comes with fixtures for left, right and center mounting.
18. Only available with USCM or Joystick with Jacks.
19. Only available with USCM, and requires seat frame or C.G. Tilt.
20. Requires single switch for mode/stop function (except zero touch switch).
21. 12" Mag Pneumatic not available with transit option.
22. Not available with articulating legrest.

CUSTOMER SERVICE
Phone: (800) 333-4000
Fax: (800) 300-7502

7477 East Dry Creek Parkway ♦ Longmont, CO 80503
To easily calculate your wheelchair specifications and to learn more about
the seating options offered by Jay, visit us at www.sunrisemedical.com



Wheel Lock Extension Handle

- 014EH1 6" \$50

CASTERS

Caster Wheel

- 014CW21 8" Pneumatic NC
- 014CW22 8" Airless Insert \$125

ACCESSORIES

Auxiliary Control

- 014A42 Auxiliary Control Module 1,2 \$795
- 014A44 4 - 1/8 Mono Plug Cable \$60
- 014A43 9 Pin Output Cable \$60

Attendant Control

- 014A45 Attendant Control \$795

Batteries

- 014A47 Battery Gel Cel 22NF \$310
- 014A46 Battery Gel Cel U1 \$230

Backpack ¹

- 014A2 Black/Charcoal Kids \$50
- 014A1 Black Adult Utility Backpack \$55

Seat Pouch

- 014A8 Black \$45

Misc ¹

- 014A82 Caddy \$45

Positioning Belt ¹

- 014A13 2" Aircraft Buckle Padded \$115
- 014A12 2" Aircraft Buckle \$85
- 1.5" Auto Buckle \$50

Touch-Up Paint

- 014A27 Frame Touch-Up Paint \$25

Wheelchair Tray Table ¹

- 014A30 Small Tuffak (13"-14") \$225
- 014A31 Medium Tuffak (15"-17") \$225

Programmer

- 014PR1 Qtronix Programmer Pad \$405

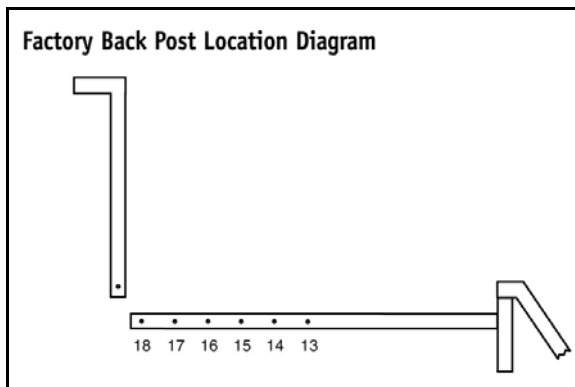
TOTAL CHAIR PRICE

\$ _____

ADDITIONAL SPECIFICATIONS

Weight: 65 lbs. (Without Batteries)
 Overall Width: 22¾" (12"-16" Seat Widths)
 Overall Length: 30½" (Without Footrest)
 Range: As far as 20 miles.
 Top Speed: 5 mph

To Determine Factory Back Post Setting:



Add (A): Back insert thickness with attachment hardware length (if applicable)

To (B): End user seat depth

Example: A=2"

B=16"

18" = Factory Back Post Setting

FOOTNOTES

1. Not available with Kid Kart Xpress Z-500 Adapter.
2. Only compatible with the USCM.

STANDARD CONVENTIONAL SEATING SYSTEM

SPECIFICATIONS

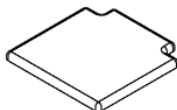
- Seat Width¹ _____
- Seat Depth² _____
- Actual Client Measurements
- Back Width^{4,1} _____
- Back Height _____
- Client Chest Width _____

ALL ATTACHING SEAT AND BACK HARDWARE INCLUDED

- Standard Planar back has 1" foam thickness³
- Standard "I" back has 1" foam thickness³
- Standard Planar cushion is 1.5" thick with 2" x 2" rear notches for growth
- Standard Wedge cushion has 2" x 2" rear notches for growth
 - 1.5" thick at rear to 2" thick at front for small cushions up to 15" long
 - 1.5" thick at rear to 3" thick at front for large cushions longer than 15".
- Medium Poly Foam

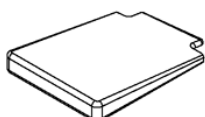
SEAT

Standard Planar



- Up to 15" wide \$255
- Over 15" wide \$280

Standard Wedge Modification



- Up to 15" wide \$305
- Over 15" wide \$330

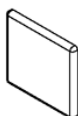
Choose Fabric: Naugahyde Parapak

POSITIONING ACCESSORY OPTIONS

- Lateral hip supports \$150pr**
 - Small pads = 3x4
 - Large pads = 4x6
- Lateral thigh supports \$150pr**
 - Choose pad
 - Small pads = 3x4
 - Large pads = 4x6
- Choose Fixed brackets (included)**
 - Straight
 - 1" inset
 - 2" inset
- Flip down adjustable medial thigh support \$390**
 - Small pads = 3x4 with cover
 - Large pads = 4x6 with cover
- Pelvic positioning belt**
 - Small = 1" padded dual pull \$65ea
 - Large = 1.5" padded dual pull \$75ea

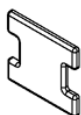
BACK

Standard Planar



- Up to 15" wide \$255
- Over 15" wide \$280

Standard I-Back
(Must provide client chest width)



- Up to 15" wide \$305
- Over 15" wide \$330

Choose Fabric: Naugahyde Parapak

POSITIONING ACCESSORY OPTIONS

- Lateral thoracic supports \$150pr**
 - Small pads = 3x4 flat
 - Large pads = 4x6 flat
- Choose Fixed brackets (included)**
 - Straight
 - 1" inset
 - 2" inset
- Slide in headrest \$200**
 - Small pad = 3 1/2"x7 3/4" w/short shaft
 - Large pad = 5 1/2"x10 1/2" w/long shaft
- Anterior trunk support \$100**
 - Small harness
 - Medium harness

1. Must be the same as frame width.
2. "B" from back post location diagram.
3. 2" total thickness with sood and hardware.
4. Will only mount to 1" diameter back canes.

CUSTOMER SERVICE
Phone: (800) 333-4000
Fax: (800) 300-7502

7477 East Dry Creek Parkway ♦ Longmont, CO 80503
To easily calculate your wheelchair specifications and to learn more about the seating options offered by Jay, visit us at www.sunrisemedical.com

