

QUICKIE TS (EIQT, K0009)

July, 2003

Account Information: _____	Account No.: _____	Drop Ship/Ship To:
Date: _____		Name: _____
P.O.# _____		Address: _____
Buyer: _____		City: _____ State: _____ Zip: _____
Marked For: _____		Phone: (_____) _____

Quickie TS \$2825

FRAMES

Frame Options

- Std Base and Seat Frame (Max Wt. 250 lbs)** 1. NC
- 043FS2 With Flared Front Base Frame \$200
- 043FT45 With Contracture Seat Frame & Flared Front Base Frm \$200
- 043WT2 Std Heavy Duty Base and Seat Frame 2,3 (Maximum Weight 350 lbs.)** \$145
- 043FS2 With Flared Front Base Frame \$200
- 043FT45 With Contracture Seat Frame and Flared Front Base Frame \$200
- 043FS4 Growing Base and Seat Frame 1.** \$200
- 043FS2 With Flared Front Base Frame \$200
- 043FT45 With Contracture Seat Frame and Flared Front Base Frame \$200
- Growing Hvy. Duty Base and Seat Frame 1,3 (Maximum Wt. 350 lbs.)**
- 043FS2 With Flared Front Base Frame \$200
- 043FT45 With Contracture Seat Frame and Flared Front Base Frame NC

Seat Frame Position (See Back Page for Chart)

- Standard Seat Frame Position NC
- 043SP2 -1" Seat Frame Position NC
- 043SP3 -2" Seat Frame Position NC

Tilt Option

- 043TT1 Gas Cylinders NC
- 043TT2 Dual Mech Locks 4 NC

Frame Color

- 043C2 Black NC
- 043C10 Black Opal NC
- 043C1 Blue NC
- 043C38 Blue Opal NC
- 043C36 Candy Blue NC
- 043C35 Candy Red NC
- 043C39 Candy Turquoise NC
- 043C6 Forest Green NC
- 043C4 Midnight Purple NC
- 043C37 Orange NC
- 043C5 Pearl Pink NC
- 043C40 Razzleberry NC
- 043C11 Toxic Green NC
- 043C8 Yellow NC

Custom Colors

- 043C41 Berry Vibrations \$210
- 043C20 Graphite \$210
- 043C42 Stars and Stripes \$210
- 043C43 Mossy Oak Camouflage \$210

Frame Width

- 043W5 14" NC
- 043W6 15" NC
- 043W7 16" NC
- 043W8 17" NC
- 043W9 18" NC
- 043W10 19" NC
- 043W11 20" NC

Frame Depth and Back Post Location

(See Diagram on Last Page)

- 043FL5 Short**
- 043BL1 14" 5 NC
- 043BL2 15" NC
- 043BL3 16" NC
- 043BL4 17" NC
- 043FL11 Regular**
- 043BL3 16" 4 NC
- 043BL4 17" NC
- 043BL5 18" NC
- 043BL6 19" NC
- 043FL21 Long**
- 043BL6 19" 4 NC
- 043BL7 20" NC
- 043BL8 21" NC
- 043BL9 22" NC

SEATING

Attach Order Form For Seating For:

-Jay Fit Seating

-Standard Conventional Seating (See back page)

-Custom Conventional Seating

- 043PN1 Aluminum Solid Seat Base \$75
- Back Type**
- 043BT8 Angle Adjustable Backrest NC
- 043BT5 Reclining Backrest 6,7,8 \$700

FOOTNOTES

1. The Quickie TS product is not available with seat or back upholstery nor does it include seating. To order seating, see "Standard Conventional Seating System" on the Quickie TS order form/price list.
2. Contracture seat frame manufactured without footrest hanger tubes. Use with Contracture Footrest System.
3. The Quickie TS Heavy Duty models use 24" pneumatic rear tires and 8" x 2" pneumatic front tires only. Heavy Duty Quickie TS maximum weight capacity 350 lbs.
4. Not available with reclining back.
5. Dual post armrests not available with 14" short, 16" regular or 19" long frame depth/backpost location options.
6. Not available with low stroller handles.
7. Not available with swing-away adjustable stroller handles.
8. Not available with dual mech locks.

CUSTOMER SERVICE
Phone: (800) 333-4000
Fax: (800) 300-7502

7477 East Dry Creek Parkway ♦ Longmont, CO 80503
To easily calculate your wheelchair specifications and to learn more about the seating options offered by Jay, visit us at www.sunrisemedical.com



Stroller Handle Back Posts (For Adaptive Seating)

<input type="checkbox"/>	043BP9	Low (25 3/4" Ht.)	NC
<input type="checkbox"/>	043BP10	Medium (28 3/4" Ht.)	NC
<input type="checkbox"/>	043BP11	Tall (31 3/4" Ht.)	NC
<input type="checkbox"/>	043BP12	Removable Stroller Handle Extension 1	\$85
<input type="checkbox"/>	043BP15	Swing Away Adjustable Stroller 2	\$100

ARMREST

Armrest

<input type="checkbox"/>	043AA26	Dual Post 3	NC
<input type="checkbox"/>	043AA39	Dual Post Height Adjustable 3	\$195
<input type="checkbox"/>	043AA43	Dual Post Flip Back 3	\$95
<input type="checkbox"/>	043AA48	Dual Post Flip Back Height Adjustable 3	\$215
<input type="checkbox"/>	043AA8	Height Adjustable Adult	\$195
<input type="checkbox"/>	043AA9	Height Adjustable Kids	\$195
<input type="checkbox"/>	043AA1	Adjustable Locking Flip-up 4	\$195

Armpad

<input type="checkbox"/>	043AM1	Desk Length (10")	NC
<input type="checkbox"/>	043AM2	Full Length (14")	NC

FOOTREST

1. Hanger Mounted Footrest

(Footrests Mount to Hanger Tubing)

<input type="checkbox"/>	043H7	70° Swing-Away Front Mount	NC
<input type="checkbox"/>	043H8	80° Swing-Away Front Mount	NC
<input type="checkbox"/>	043H6	90° Swing-Away Front Mount	NC
<input type="checkbox"/>	043H9	70° Heavy Duty Front Mount Lift-Off	NC
<input type="checkbox"/>	043H10	80° Heavy Duty Front Mount Lift-Off	NC
<input type="checkbox"/>	043H23	90° Elevating 5,6	\$185

Extensions

<input type="checkbox"/>	043E23	2"	\$30
<input type="checkbox"/>	043E24	4"	\$30
<input type="checkbox"/>	043E16	High Mount 5,7	\$55

Footplate

<input type="checkbox"/>	043F4	Kids Angle Adjustable w/ Leg Strap 8	NC
<input type="checkbox"/>	043F3	Adult Angle Adjustable w/ Heel Loops	\$105
<input type="checkbox"/>	043F62	90° Footboard w/ Leg Strap 8	NC

2. Extension Tube Mounted Footrests

(Footrests Mount to Extension Tubes)

<input type="checkbox"/>	043H1	60° Swing-Away	NC
<input type="checkbox"/>	043H2	70° Swing-Away	NC
<input type="checkbox"/>	043H3	70° V Swing-Away 9	NC
<input type="checkbox"/>	043H14	Elevating 10,11	\$185
<input type="checkbox"/>	043H24	Articulating Adult 12,13,14	\$275

Extension Tube

<input type="checkbox"/>	043E1	Short (11.5"-14") 7,10	NC
<input type="checkbox"/>	043E2	Medium (14"-17")	NC
<input type="checkbox"/>	043E5	Long (17"-19")	NC

Footplate

<input type="checkbox"/>	043F1	Composite w/ Heel Loops 15,16	NC
<input type="checkbox"/>	043F5	Aluminum 17	NC
<input type="checkbox"/>	043F3	Adult Angle Adjustable w/ Heel Loops 15	\$105
<input type="checkbox"/>	043F48	Platform Flip Up w/ Leg Strap 15	\$125

Footrest Options

<input type="checkbox"/>	043IG2	Impact Guard Neoprene 18	NC
<input type="checkbox"/>	043A110	Toe Loop (each)	\$20
<input type="checkbox"/>		Leg Strap	NC
<input type="checkbox"/>	043H32	Omit Hanger	-\$15
<input type="checkbox"/>	043F7	Omit Hanger and Extension Tube	-\$15
<input type="checkbox"/>	043HL4	Omit Heel Loop	NC
<input type="checkbox"/>	043HL6	Omit Single Leg Strap	NC

3. Contracture Footrest System (CFS)

Footplate, cont'd

Multi-Adjustable Padded Hangers and Angle-Adjustable Aluminum Footrests. 19,20

<input type="checkbox"/>	043H26	Contracture Footrest System 21	\$325
<input type="checkbox"/>	043E25	Short	
<input type="checkbox"/>	043EP1	10.5" Extension Height	NC
<input type="checkbox"/>	043EP2	11.0" Extension Height	NC
<input type="checkbox"/>	043EP3	11.5" Extension Height	NC
<input type="checkbox"/>	043EP4	12.0" Extension Height	NC
<input type="checkbox"/>	043EP5	12.5" Extension Height	NC
<input type="checkbox"/>	043EP6	13.0" Extension Height	NC
<input type="checkbox"/>	043E26	Regular	
<input type="checkbox"/>	043EP5	12.5" Extension Height	NC
<input type="checkbox"/>	043EP6	13.0" Extension Height	NC
<input type="checkbox"/>	043EP7	13.5" Extension Height	NC
<input type="checkbox"/>	043EP8	14.0" Extension Height	NC
<input type="checkbox"/>	043EP9	14.5" Extension Height	NC
<input type="checkbox"/>	043EP10	15.0" Extension Height	NC
<input type="checkbox"/>	043E27	Long	
<input type="checkbox"/>	043EP9	14.5" Extension Height	NC
<input type="checkbox"/>	043EP10	15.0" Extension Height	NC
<input type="checkbox"/>	043EP11	15.5" Extension Height	NC
<input type="checkbox"/>	043EP12	16.0" Extension Height	NC
<input type="checkbox"/>	043EP13	16.5" Extension Height	NC
<input type="checkbox"/>	043EP14	17.0" Extension Height	NC

CASTERS

Caster

<input type="checkbox"/>	043CW5	5" Low-Profile Polyurethane	Std
<input type="checkbox"/>	043CW7	5" x 1.5" Semi-Pneumatic 22	\$65

FOOTNOTES

1. Not available with swing-away adjustable stroller handles.
2. Not available with removable stroller handle extension.
3. Dual post armrests not available with 14" short, 16" regular or 19" long frame depth/backpost location options.
4. Not available with armpads.
5. Available with adult angle adjustable and kids angle adjustable footplates only.
6. Not available on widths over 16" (designed for pediatric).
7. Not available with elevating legrests.
8. Only available on 14" - 16" width frames.
9. Not available with short extension tubes or high mount extension tubes.
10. Available with aluminum and angle adjustable footplates only.
11. Not available with short extension tubes.
12. Not available with high-push wheel locks and short footrest extension tubes.
13. Not available on 14" frame widths.
14. Only available with composite and adult angle adjustable footplates.
15. When ordered with 70° V hangers, available on frame widths 17" or greater only.
16. Only available with 60°, 70° or 70°V hangers and articulating legrests.
17. Available with elevating legrests only.
18. Available with 60° or 70° hangers on footrests with extension tubes only.
19. Contracture seat frame manufactured without footrest hanger tubes. Use with Contracture Footrest System.
20. Best when used with Contracture Footrest Seat Frame and Flared Front End.
21. Length measurement taken from top of seat rail to top of footrest plate when CFS is set at 90°. Footrest plate width determined by seat frame width. CFS may interfere with front caster rotation when Quickie TS is in non-tilt position.
22. Caster wheel interfere with caster fork in the upper hole position.



Caster, cont'd

<input type="checkbox"/>	043CW33	6" Pneumatic	\$65
<input type="checkbox"/>	043CW34	6" Semi-Pneumatic (Polyurethane)	NC
<input type="checkbox"/>	043CW35	6" x 1.5" Semi-Pneumatic 1.....	\$65
<input type="checkbox"/>	043CW21	8" Pneumatic 2.....	NC
<input type="checkbox"/>	043CW32	8" Polyurethane 2.....	\$75
<input type="checkbox"/>		8" x 1.5" Semi-Pneumatic 2.....	\$75
<input type="checkbox"/>	043CW36	8" x 2" Pneumatic 2.....	\$145
<input type="checkbox"/>	043CW37	8" x 2" Pneumatic w/Airless Insert 2.....	\$225

Caster Options

<input type="checkbox"/>	043CS5	3/4" Longer Fork Stem Bolt	NC
<input type="checkbox"/>	043CS9	1 1/2" Longer Fork Stem Bolt	NC
<input type="checkbox"/>		Omit Caster Wheels and Forks	NC
<input type="checkbox"/>	043CS4	Quick-Release Caster Stems 3.....	\$160

AXLE AND WHEEL

Axle Plate

<input type="checkbox"/>	043AL1	Standard Axle Plate	NC
<input type="checkbox"/>	043AL21	Self-Propelling 0° Axle 4.....	\$150
<input type="checkbox"/>	043AL22	Self-Propelling 4° Axle 4.....	\$150
<input type="checkbox"/>	043AL17	One Arm Drive Axle Plate 5.....	\$795
<input type="checkbox"/>	043OA2	One Arm Drive Standard Handrim	NC
<input type="checkbox"/>	043HM1	Right Hand Mount	NC
<input type="checkbox"/>	043HM2	Left Hand Mount	NC
<input type="checkbox"/>	043OA1	One Arm Drive Small Handrim	NC
<input type="checkbox"/>	043HM1	Right Hand Mount	NC
<input type="checkbox"/>	043HM2	Left Hand Mount	NC

Axle

<input type="checkbox"/>	043AX1	Quick Release Axles	NC
<input type="checkbox"/>	043RR25	Omit Rear Wheel and Axle	-\$55

Rear Wheel 6,7

<input type="checkbox"/>	043RW13	12" Mag Wheel 8.....	\$40
<input type="checkbox"/>	043RW14	16" Mag Wheel 8.....	\$40
<input type="checkbox"/>	043RW3	20" Mag Wheel	NC
<input type="checkbox"/>	043RW8	22" Mag Wheel	NC
<input type="checkbox"/>	043RW1	24" Mag Wheel 9.....	NC
<input type="checkbox"/>	043RW12	18" Spoke Wheel	\$100
<input type="checkbox"/>	043RW4	20" Spoke Wheel	\$200
<input type="checkbox"/>	043RW9	22" Spoke Wheel	\$200
<input type="checkbox"/>	043RW2	24" Spoke Wheel 9.....	\$100

Rear Wheel Tire

<input type="checkbox"/>	043RT3	Full Polyurethane 10.....	\$50
<input type="checkbox"/>	043RT1	Pneumatic 9.....	NC
<input type="checkbox"/>	043RT2	Pneumatic Airless Insert	\$125
<input type="checkbox"/>	043RT6	High Pressure Clincher 11.....	\$55
<input type="checkbox"/>	043RT8	Kevlar 12.....	\$55
<input type="checkbox"/>	043RT4	Low Polyurethane 12.....	NC

Handrim 8

<input type="checkbox"/>	043HR1	Aluminum Anodized	NC
<input type="checkbox"/>	043HR4	Plastic Coated	\$85
<input type="checkbox"/>	043HR7	Omit	-\$20

Projections (Not Available on Plastic Coated) 13

<input type="checkbox"/>	043HR8	8 Oblique	\$195
<input type="checkbox"/>	043HR10	12 Oblique	\$195
<input type="checkbox"/>	043HR9	8 Vertical 14.....	\$195
<input type="checkbox"/>	043HR11	12 Vertical 14.....	\$195

Wheel Lock

<input type="checkbox"/>	043WL1	High Mount Push Wheel Lock	NC
<input type="checkbox"/>	043WL2	High Mount Pull Wheel Lock	NC
<input type="checkbox"/>	043WL11	Foot Wheel Lock 15.....	\$50
<input type="checkbox"/>	043WL10	Omit Wheel Lock	NC

Grade Aid

<input type="checkbox"/>	043GA1	Grade Aid 14.....	\$90
--------------------------	--------	-------------------	------

Extension Handle

<input type="checkbox"/>	043EH1	6" Pair	\$50
<input type="checkbox"/>	043EH2	6" Right	\$25
<input type="checkbox"/>	043EH3	6" Left	\$25

Anti-Tip

<input type="checkbox"/>	043AO1	Front Anti-Tip	\$105
<input type="checkbox"/>	043AT5	Rear Anti-Tip	\$95

ACCESSORIES

Backpack

<input type="checkbox"/>	043A1	Black Utility Backpack	\$55
<input type="checkbox"/>	043A2	Black/Charcoal Kids	\$50

Seat Pouch

<input type="checkbox"/>	043A10	Black	\$45
--------------------------	--------	-------------	------

Extra Leg Stap

<input type="checkbox"/>	043A54	Black	\$30
--------------------------	--------	-------------	------

Misc

<input type="checkbox"/>	043A82	Caddy 16.....	\$45
--------------------------	--------	---------------	------

Positioning Belt

<input type="checkbox"/>		2" Dual Pull Side Squeeze Padded	\$85
<input type="checkbox"/>	043A13	2" Aircraft Buckle Padded	\$115
<input type="checkbox"/>	043A12	2" Aircraft Buckle	\$85
<input type="checkbox"/>		1.5" Auto Buckle with Clamps	\$60

Spoke Guard 10

<input type="checkbox"/>	043A24	Clear	\$90
<input type="checkbox"/>	043A23	Black	\$90

Touch-Up Paint

<input type="checkbox"/>	043A27	Frame Paint	\$25
<input type="checkbox"/>		Color: _____	

Wheelchair Tray Table

<input type="checkbox"/>	043A30	Small (13"-14")	\$200
<input type="checkbox"/>	043A31	Medium (15"-17")	\$200
<input type="checkbox"/>	043A32	Large (18"-20")	\$200

FOOTNOTES

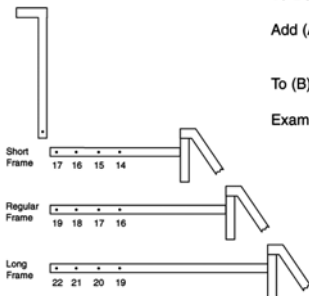
1. Caster wheel interfere with caster fork in the upper hole position.
2. Not available with 90° hangers and 90° elevating legrest.
3. Not available with 3/4" or 1 1/2" fork stem bolts, or 8" X 2" front casters.
4. Available with 24" and 26" rear wheels only. Tilt is limited to 33°. (Rear floor-to-seat height 18" with 24" rear wheels, 19" with 26" rear wheels.)
5. Only available with mag wheels.
6. 12", 16", and 18" wheels only available with Pneumatic and Pneumatic with Airless Inserts.
7. 20" _22" only available with Pneumatic, Pneumatic with Airless Inserts, and Full Polyurethane.
8. Handrims not available for 12" or 16" rear wheels.
9. The Quickie TS Heavy Duty models use 24" pneumatic rear tires and 8" x 2" pneumatic front tires only. Heavy Duty Quickie TS maximum weight capacity 350 lbs.
10. Not available with 12", 16" and 18" rear wheels.
11. Available with 24" spoke wheels only.
12. Available on 24" rear wheels only.
13. Only available on 24" wheels.
14. Not available with polyurethane, low profile polyurethane, or high-pressure clincher tires.
15. Available with 12" rear wheels only.
16. Only available with footrests with extension tubes.



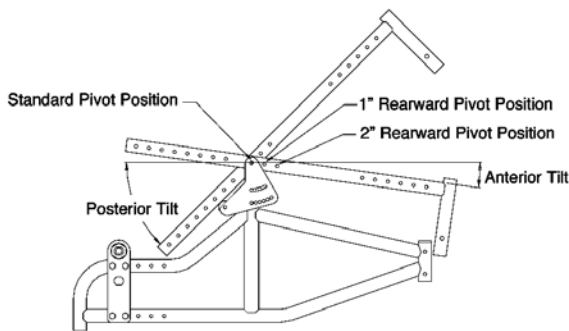
Side Guard

- 043SG3 Plastic Regular 1..... \$120
- 043SG4 Plastic Kids 1..... \$120

TOTAL CHAIR PRICE: \$ _____



To Determine Factory Back Post Setting:
 Add (A): Back insert thickness with attachment hardware length (if applicable)
 To (B): End user seat depth
 Example: A=1"
 B=16"
 17"=Factory Back Post Setting



Seat Frame Position	Tilt Available
Standard	45°
-1"	39°
-2"	33°

FOOTNOTES

- 1. Not available with height adjustable armrests.

STANDARD CONVENTIONAL SEATING SYSTEM

SPECIFICATIONS

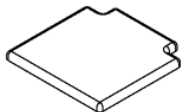
- Seat Width¹ _____
- Seat Depth² _____
- Actual Client Measurements
- Back Width^{4,1} _____
- Back Height _____
- Client Chest Width _____

ALL ATTACHING SEAT AND BACK HARDWARE INCLUDED

Standard Planar back has 1" foam thickness³
 Standard "I" back has 1" foam thickness³
 Standard Planar cushion is 1.5" thick with 2" x 2" rear notches for growth
 Standard Wedge cushion has 2" x 2" rear notches for growth
 • 1.5" thick at rear to 2" thick at front for small cushions up to 15" long
 • 1.5" thick at rear to 3" thick at front for large cushions longer than 15".
 Medium Poly Foam

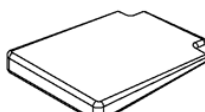
SEAT

Standard Planar



- Up to 15" wide \$255
- Over 15" wide \$280

Standard Wedge Modification



- Up to 15" wide \$305
- Over 15" wide \$330

Choose Fabric: Naugahyde Parapak

POSITIONING ACCESSORY OPTIONS

Lateral hip supports \$150pr

- Small pads = 3x4
- Large pads = 4x6

Lateral thigh supports \$150pr

- Choose pad
- Small pads = 3x4
- Large pads = 4x6

Choose Fixed brackets (included)

- Straight
- 1" inset
- 2" inset

Flip down adjustable medial thigh support \$390

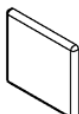
- Small pads = 3x4 with cover
- Large pads = 4x6 with cover

Pelvic positioning belt

- Small = 1" padded dual pull \$65ea
- Large = 1.5" padded dual pull \$75ea

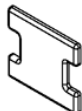
BACK

Standard Planar



- Up to 15" wide \$255
- Over 15" wide \$280

Standard I-Back (Must provide client chest width)



- Up to 15" wide \$305
- Over 15" wide \$330

Choose Fabric: Naugahyde Parapak

POSITIONING ACCESSORY OPTIONS

Lateral thoracic supports \$150pr

- Small pads = 3x4 flat
- Large pads = 4x6 flat

Choose Fixed brackets (included)

- Straight
- 1" inset
- 2" inset

Slide in headrest \$200

- Small pad = 3 1/2"x7 3/4" w/short shaft
- Large pad = 5 1/2"x10 1/2" w/long shaft

Anterior trunk support \$100

- Small harness
- Medium harness

1. Must be the same as frame width.
2. "B" from back post location diagram.
3. 2" total thickness with sood and hardware.
4. Will only mount to 1" diameter back canes.

CUSTOMER SERVICE
 Phone: (800) 333-4000
 Fax: (800) 300-7502

7477 East Dry Creek Parkway ♦ Longmont, CO 80503
 To easily calculate your wheelchair specifications and to learn more about the seating options offered by Jay, visit us at www.sunrisemedical.com

